


Layered Notebook Foldable: Cut out the templates, stacking them together in order, title template on top. Fold anchor tabs backward and forward. Starting with the bottom template, glue anchor tab onto lower portion of notebook page. One at a time, glue anchor tabs just above previous template until layers are complete.


**TROPICAL RAINFOREST** © 2016 dinah.com



**Emergent Layer**

This template features a title box at the top with the text "TROPICAL RAINFOREST" and a small copyright notice. Below the title is a large blank rectangular area for student input. At the bottom of the page, there is a line drawing of several tall, thin trees with large, rounded canopies, representing the emergent layer of a rainforest.


2 © 2016 dinah.com



**Understory Layer**

This template has a small box at the top containing the number "2" and a copyright notice. The main area is blank for student input. At the bottom, there is a line drawing of a dense forest with many trees of varying heights and thick foliage, representing the understory layer.


3 © 2016 dinah.com



**Canopy Layer**

This template has a small box at the top containing the number "3" and a copyright notice. The main area is blank for student input. At the bottom, there is a line drawing of a thick, continuous layer of tree canopies, representing the canopy layer.

1 © 2016 dinah.com



**Herb Layer**

This template has a small box at the top containing the number "1" and a copyright notice. The main area is blank for student input. At the bottom, there is a line drawing of various plants, including ferns and other ground-level vegetation, representing the herb layer.

*Determine appropriate student responses for varying ability levels, learning goals and standards: notes, opinions, definitions, diagrams, research, observations, descriptions, predictions, applications, comparisons, content and life connections, etc*